


Edge Options:

Free Edge - Level 2 Edges

Free Edges



2cm-3cm
Flat Polish

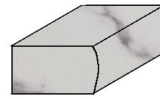


4cm-6cm
Flat Polish


Standard Edges



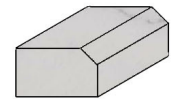
2cm-3cm
Double Radius
or Pencil




2cm-3cm
Parabolic




2cm-3cm
Demi
Bullnose



2cm-3cm
45° Bevel
(Variable)




4cm-6cm
Double Radius
or Pencil



4cm-6cm
Parabolic




4cm-6cm
Demi
Bullnose




4cm-6cm
45° Bevel
(Variable)


Level 1 Edges




2cm-3cm
Bullnose



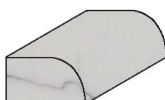
4cm-6cm
Bullnose



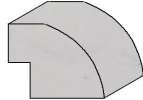
2cm-3cm
Double
Bevel



4cm-6cm
Bevel Top :
Bottom




2cm-3cm
Bird's Beak

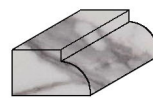


4cm-6cm
Bird's
Beak

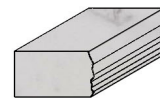
Level 2 Edges




2cm-3cm
O'gee Flat



2cm-3cm
Dupont




2cm-3cm
Chiseled



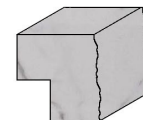
2cm-3cm
Hollywood Bevel



4cm-6cm
O'gee Flat



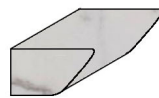
4cm-6cm
Dupont



4cm-6cm
Chiseled



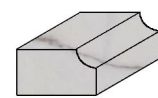
4cm-6cm
Dupont Bullnose



2cm-3cm
Inverted Bevel




2cm-3cm
O'gee Bullnose



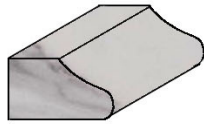
2cm-3cm
Coved

Edge Options:

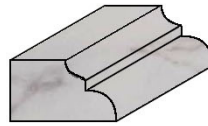
Level 3 Edges



2cm-3cm
Cove to Dupont




2cm-3cm
Tuscan Curve



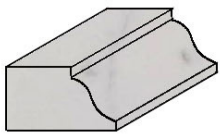
2cm-3cm
Double Cove




2cm-3cm
Triple Waterfall



2cm-3cm
Roman Ovolto



2cm-3cm
Versailles



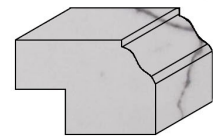
4cm-6cm
Half to Bullnose



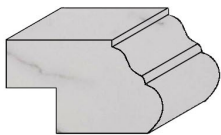
4cm-6cm
O'gee Bullnose



4cm-6cm
O'gee w/Step
Out Bullnose



4cm-6cm
Versailles




4cm-6cm
Versailles Over
Full Bullnose



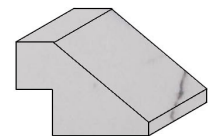
4cm-6cm
Double O'gee



4cm-6cm
Triple Waterfall



4cm-6cm
Inverted Bevel



4cm-6cm
Hollywood Bevel